

Key fob

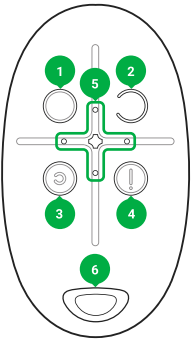
Model Name: Ajax SpaceControl

Two-way wireless key fob

SpaceControl is a security system control key fob. It can arm and disarm and can be used as a panic button.

IMPORTANT: This Quick Start Guide contains general information about the SpaceControl. Before using the device, we recommend to reviewing the User Manual on the website:
ajax.systems/support/devices/spacecontrol

FUNCTIONAL ELEMENTS



- 1 - System arming button
- 2 - System disarming button
- 3 - Night mode button
- 4 - Panic button (activates the alarm)
- 5 - Light indicators
- 6 - Hole for attaching the fob

Assignment of the buttons in using the key fob with Ajax Hub and Ajax uartBridge. At the moment, the feature of modification of commands of the fob buttons when using with the Ajax Hub is not available.

IMPORTANT INFORMATION



This product can be used across all EU member states.

This device in compliance with the essential requirements and other relevant provisions of Directive 2014/53/EU. All essential radio test suites have been carried out.



CAUTION: RISK OF EXPLOSION IF BATTERY IS REPLACED BY AN INCORRECT TYPE. DISPOSE OF USED BATTERIES ACCORDING TO THE INSTRUCTIONS

KEY FOB CONNECTION

The key fob is connected and set up via the Ajax Security System mobile application (the process is supported by prompt messages). For the key fob to become available for detection, at the time of adding the device, simultaneously press the arming button  and the panic button .

QR is located on the interior side of the device box cover and inside the body at the battery attachment.

For the pairing to occur, the key fob and the hub should be located within the same protected object.

To connect the key fob to a third party security central unit using the Ajax uartBridge or Ajax ocBridge Plus integration module, follow the recommendations in the user manual of the respective device.





USING THE KEY FOB


SpaceControl operates with a single receiver device only (Hub, bridge).

The fob has protection against accidental buttons presses. Very fast pressings are ignored, to operate the button it is necessary to hold it for a while (less than quarter of a second). The SpaceControl lights the green light indicator when a hub or integration module receives a command and red light when command is not received or not accepted.

For more detailed description of light indication refer to User Manual.

The fob can:

- Set the system to the armed mode - press the button .
- Set the system to the Night mode - press the button .
- Disarm the system - press the button .
- Switch on an alarm - press the button .

To mute the actuated security system (siren), press the disarming button  on the fob.

When the Group Mode is active, you can choose in the SpaceControl Settings the status of the arming/ disarming: the whole object or a particular group.

COMPLETE SET

1. SpaceControl
2. Battery CR2032 (pre-installed)
3. Quick Start Guide

TECH SPECS

Number of buttons	4
Panic button	Yes
Frequency band	868.0-868.6 MHz
Effective radiated power	6.01 dBm / 3,99 mW (limit 25 mW)
Modulation	GFSK
Radio signal	Up to 1,300 m (any obstacles absent)
Power supply	1 battery CR2032A, 3 V
Service life from the battery	Up to 5 years (depending on the usage frequency)
Operating temperature range	From -20°C to +50°C
Operating humidity	Up to 90%
Overall dimensions	65 x 37 x 10 mm
Weight	13 g

WARRANTY

Warranty for Ajax devices is valid for two years after the purchase date and does not apply to the supplied battery. If the device does not work correctly, you should first contact the support service—in half of the cases, technical issues can be solved remotely!

The full text of the warranty is available on the website:

ajax.systems/warranty

User Agreement:

ajax.systems/end-user-agreement

Technical support:

support@ajax.systems

Manufacturer: Research and Production Enterprise "Ajax" LLC
Address: Sklyarenko 5, Kyiv, 04073, Ukraine
By request of Ajax Systems Inc.

www.ajax.systems